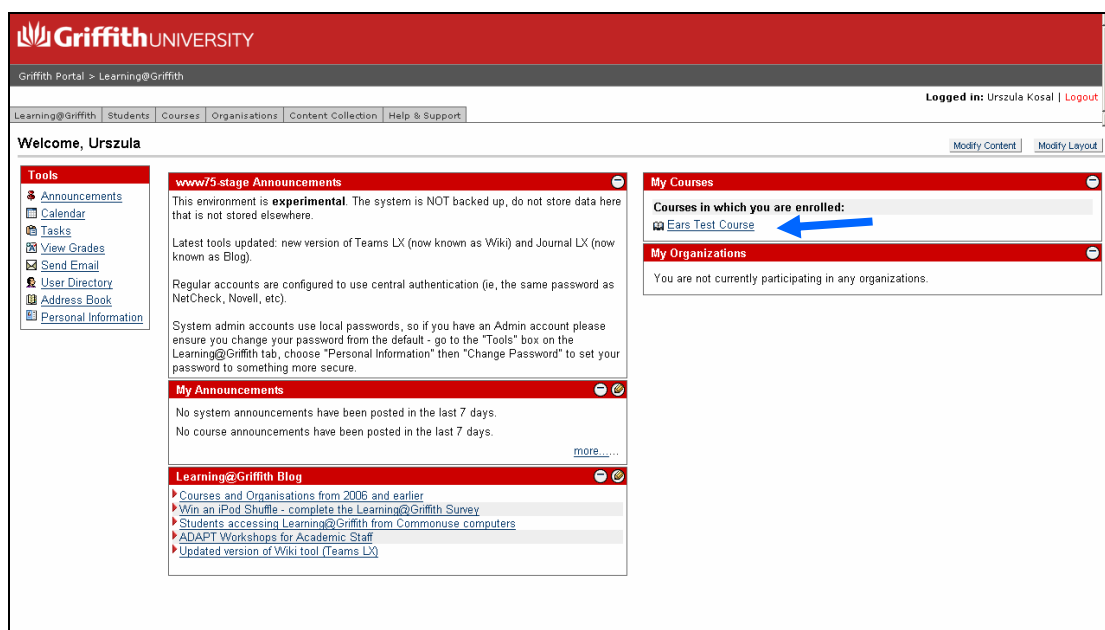


Accessing and Interpreting SafeAssign Reports: For Students

The following instructions will allow students to view and interpret SafeAssign Reports from both draft submissions and final submissions of assignments.

1. Log into Learning@Griffith using your student ID (s-number) and password.
2. Navigate to the course where the SafeAssign is located.



Griffith UNIVERSITY

Griffith Portal > Learning@Griffith

Logged in: Urszula Kosal | Logout

Learning@Griffith | Students | Courses | Organisations | Content Collection | Help & Support

Welcome, Urszula

Tools

- Announcements
- Calendar
- Tasks
- View Grades
- Send Email
- User Directory
- Address Book
- Personal Information

www/5 stage Announcements

This environment is **experimental**. The system is NOT backed up, do not store data here that is not stored elsewhere.

Latest tools updated: new version of Teams LX (now known as Wiki) and Journal LX (now known as Blog).

Regular accounts are configured to use central authentication (ie, the same password as NetCheck, Novell, etc).

System admin accounts use local passwords, so if you have an Admin account please ensure you change your password from the default - go to the "Tools" box on the Learning@Griffith tab, choose "Personal Information" then "Change Password" to set your password to something more secure.

My Announcements

No system announcements have been posted in the last 7 days.
No course announcements have been posted in the last 7 days.

[more.....](#)

Learning@Griffith Blog

- Courses and Organisations from 2006 and earlier
- Win an iPod Shuffle - complete the Learning@Griffith Survey
- Students accessing Learning@Griffith from Commonuse computers
- ADAPT Workshops for Academic Staff
- Updated version of Wiki tool (Teams LX)

My Courses

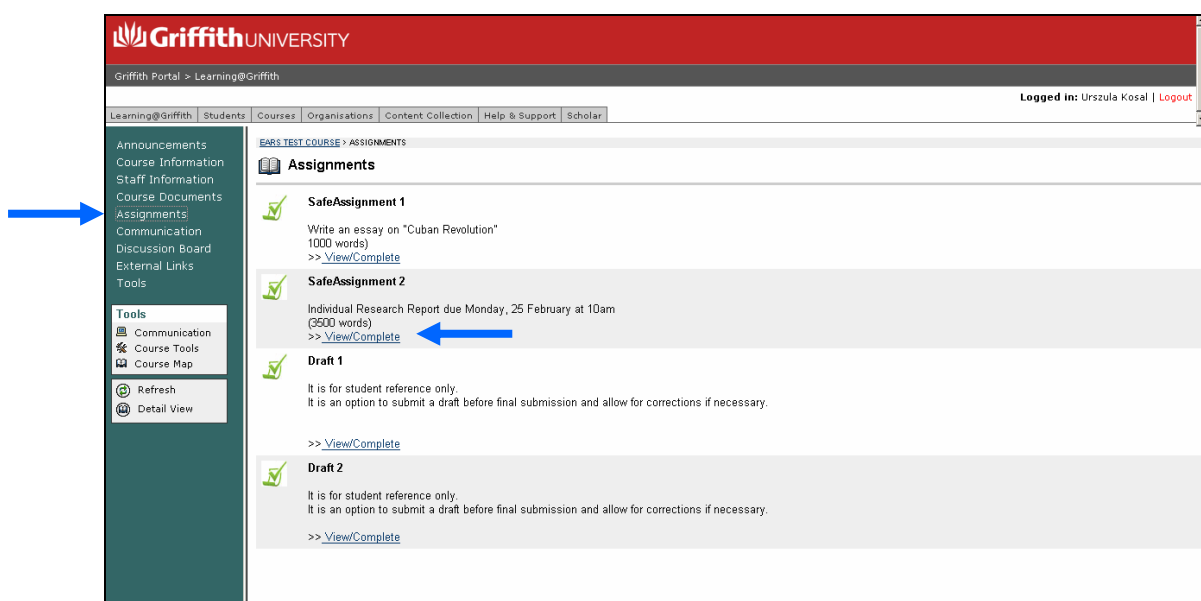
Courses in which you are enrolled:

- [Ears Test Course](#)

My Organizations

You are not currently participating in any organizations.

3. When you get to the location where your file was submitted, click the **View/Complete** link under the title of the assignment.



Griffith UNIVERSITY

Griffith Portal > Learning@Griffith

Logged in: Urszula Kosal | Logout

Learning@Griffith | Students | Courses | Organisations | Content Collection | Help & Support | Scholar

EARS TEST COURSE > ASSIGNMENTS

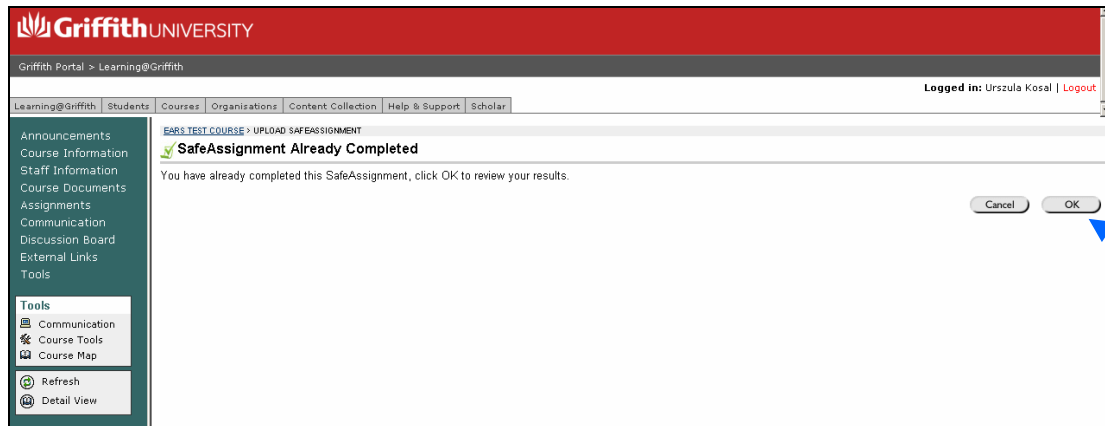
Assignments



- SafeAssignment 1**
Write an essay on "Cuban Revolution" (1000 words)
>> [View/Complete](#)
- SafeAssignment 2**
Individual Research Report due Monday, 25 February at 10am (3500 words)
>> [View/Complete](#)
- Draft 1**
It is for student reference only.
It is an option to submit a draft before final submission and allow for corrections if necessary.
>> [View/Complete](#)
- Draft 2**
It is for student reference only.
It is an option to submit a draft before final submission and allow for corrections if necessary.
>> [View/Complete](#)

Navigation Menu:

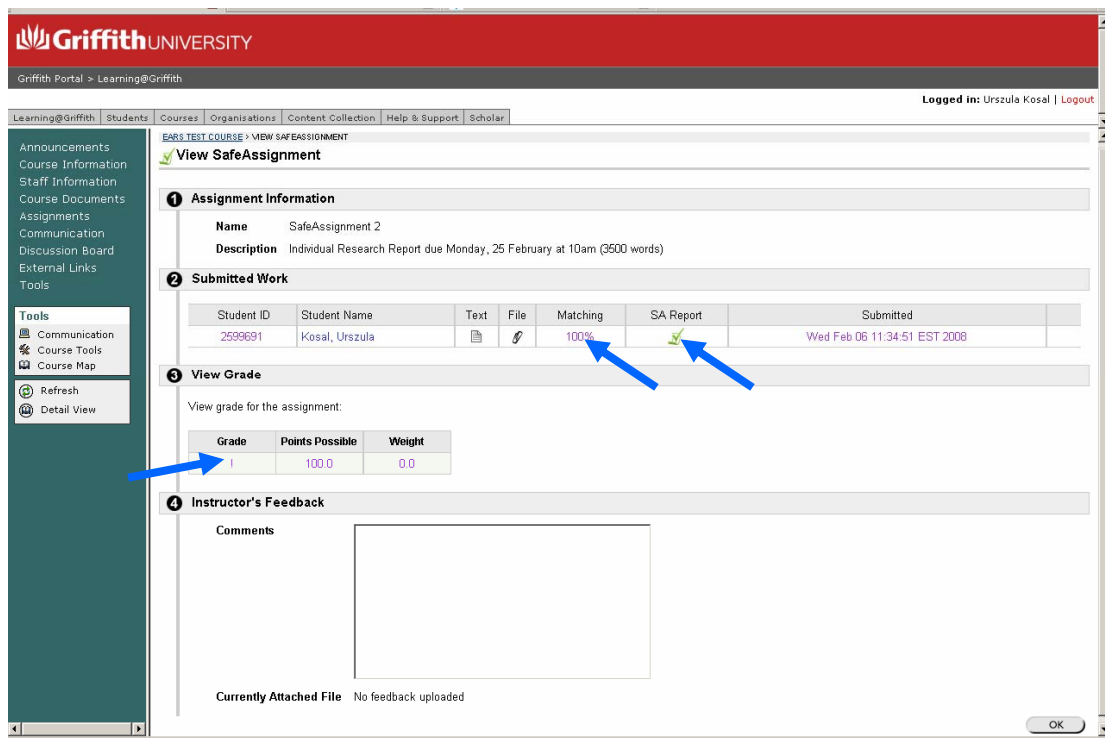
- Announcements
- Course Information
- Staff Information
- Course Documents
- Assignments
- Communication
- Discussion Board
- External Links
- Tools
- Tools
 - Communication
 - Course Tools
 - Course Map
- Refresh
- Detail View

4. A message on the screen confirms the SafeAssignment has already been completed. Click **OK**.



The next page shows details of the submitted SafeAssignment and contains a link to electronic copy of the assignment :  and a link to the SafeAssign Report (text matching report): 

If your course convenor is using the built-in Learning@Griffith Gradebook, grades will appear in the View Grade table after your assignment is marked. Otherwise, you will see an exclamation mark (!).



5. To view the SafeAssign Report click this icon: 

How to use and interpret the SafeAssign Report

The SafeAssign Report is a tool which is designed to be used in the following manner:

- Allowing students to check their assignments to ensure correct referencing of quotes and ideas, and thus develop skills in correct academic writing.
- Allowing academic staff to better identify students who may need further assistance with their academic writing skills and in developing their own ideas in written assignments.

The overall Matching score is an indicator of what percentage of the text in the submitted file matches existing sources. The percentage scoring system is most useful to the markers of the assignment, to identify assignments that score outside the average range compared to other assignments from the same course. The average range of percentages in Matching Scores will vary between disciplines and even between assignments - for example, in one course the average range might be 10%-30%, and in another course, 20%-40%. Students do not need to aim for a score of 0%.

The SafeAssign report is the most useful tool to students. You are encouraged to submit draft versions of your assignments so that you have the opportunity to check your text matching reports prior to your final assignment submission. You will be able to identify any matched text in advance, and verify that any material you have cited in your assignment has been correctly referenced.

It is important to note the following limitations of SafeAssign:

- **Cannot distinguish quoted versus non-quoted text.** If you have quoted directly from another author and cited the quote correctly, SafeAssign will still indicate that this text matches another source in the database. When your assignment is being marked, lecturers and tutors will check that you have correctly cited quotes from other sources.
- **Cannot process a bibliography.** SafeAssign cannot cross-reference a bibliography or reference list against the content of an assignment. Again, students will need to check that material has been correctly cited.
- **Does not contain all sources.** SafeAssign can only check against documents that already exist in the SafeAssign database. However, the database is being constantly updated. It is possible that the same assignment scanned for text matches on different days will generate a different text matching report, with the most recent report showing sources that were not available previously.
- **Does not know if the source itself was plagiarised.** SafeAssign cannot verify the original author of material. If matching text is found, the SA Report will show all the sources that contain the same text. It is possible that these sources retrieved are not the original source of the material.

More Information

A sample SafeAssign Report is included below.

You are encouraged to discuss any concerns about your SafeAssign reports with your course convenor or tutor. If you need assistance with your academic writing skills, including correct citing and referencing in assignments, you can make an appointment with a Learning Advisor in the Learning Services team. See: <http://www.griffith.edu.au/ins/training>

safe assign
by Blackboard

Help Close

Paper Information

Author: Urzula Kosal
Title: smoking.doc
Matching: 100%

Suspected Sources

Click on a source to view the original, or click on the magnifying glass to see the source highlighted in the text below.

Highlight All Unhighlight All

1 <http://answers.yahoo.com/question/index?qid=200711172157135440X5Ea>
2 Another student's paper
3 <http://www.thechildrenshospital.org/wellness/info/teens/20390.aspx>
4 <http://www.lgs.edu.pk/class4/smoking.htm>
5 <http://www.cyh.com/HealthTopics/HealthTopicDetails.aspx?tp=335&np=289&id=1607>

Paper Text

When I was young, people could buy cigarettes and smoke pretty much anywhere — even in hospitals. When I was young, people could buy cigarettes and smoke pretty much anywhere — even in hospitals! Ads for cigarettes were everywhere. Smoking is restricted or banned in almost all public places and cigarette companies are no longer allowed to advertise. Smoking causes cancer, emphysema, and heart disease; that can shorten your life by 10 years or more; and how come people are still lighting up? The answer, in a word, is addiction. Because tobacco contains nicotine, which is highly addictive. Like heroin or other addictive drugs, the body and mind quickly become so used to the drug that it is hard to stop. A variety of different reasons. Some think it looks cool. Others start because of peer pressure. Most adults who started smoking in their teen years had a hard time quitting. Tobacco smoking is the act of burning dried or cured leaves of the tobacco plant and inhaling the smoke. It is commonly known to be a highly addictive habit. In 2008 and there are depictions of ancient Mayans smoking a crude cigar. The practice was brought to Spain and was introduced to the rest of the world, via trade. Tobacco smoke contains nicotine, an addictive stimulant and euphoriant. The effect of nicotine is to increase heart rate and blood pressure. In chronic users, nicotine simply relieves the symptoms of nicotine withdrawal, such as irritability, loss of appetite, and depression. This is because nicotine, like many stimulants, acts on the brain's reward system. Why people continue smoking People who continue smoking give different reasons for doing so. "It keeps me alert when I have a lot of work to do."

URL: <http://www.lgs.edu.pk/class4/smoking.htm>
Matching: 100%

Uploaded Manuscript: "It keeps me alert when I have a lot of work to do."
Internet Source: "It keeps me alert when I have a lot of work to do."

As soon as people become regular smokers they become addicted to the nicotine in the cigarettes which makes them want to continue smoking.
There are around 4000 chemicals in cigarette smoke.
Some of these chemicals affect the brain making the person feel alert or calm, in other words changing the person's mood.
The more people smoke, the more they feel the need to smoke.
The bad news for smokers
People who smoke have to put up with a lot of bad things to continue their smoking.
Their hair, clothes and breath smell of stale smoke.
Teeth and fingers go yellow.
Skin looks unhealthy and grey.
Their sense of smell and taste are affected.
They are ten times more likely to get heart disease, lung disease, a major heart attack or stroke.
In many countries laws have been made so that there are few places left where they can smoke in public. It is now legal in South Australia for people to smoke in cars if there are no children in the car too.
Smokers are a minority group in countries like Australia.
People have been educated to know the dangers of smoking and passive smoking (when you don't smoke but you are breathing someone else's smoke).

© 2007 Blackboard Inc. All rights reserved.
SafeAssign, SafeAssignment and the SafeAssign logo are trademarks of Blackboard Inc. in the United States and/or other countries.
About | Privacy Policy | Terms of Use | Accessibility

powered by Live Search